



Kentucky High School Athletic Association

2280 Executive Drive ° Lexington, KY 40505 ° www.khsaa.org ° (859)299-5472 (859)293-5999 (fax)

MEMORANDUM

To: Superintendent, Principal, and Athletic Director
Owen County High School

From: Brigid L. DeVries, Commissioner
Larry Boucher, Assistant Commissioner


Date: May 10, 2007

Subject: 2006-2007 Title IX Annual Report Forms Submission

Enclosed please find a copy of Form T-65, the 2006-2007 KHSAA Title IX Annual Report Submission Status Report. In addition, you may find an attachment with corrected copies of the forms submitted by your school personnel. Please review this information so the forms can be completed accurately in the future.

Also, KHSAA Audit Team Members may have requested resubmission of some of the 2006-2007 Annual Report Forms or need additional information on your athletic programs. Please submit this information by the date requested if this is applicable. Copies and all KHSAA Title IX documents must be kept current and included in your permanent Title IX File at the school. All documents are subject to Open Records Requests.

Should you need any further information, please do not hesitate to call anytime.



**KHSAA TITLE IX
ANNUAL REPORT SUBMISSION
STATUS REPORT
2006-2007**

*KHSAA
Form T65 Revised 8/05*

TO: KHSAA Member School Superintendents, Principals, and Athletic Directors

FROM: Brigid L. DeVries, Commissioner
Larry Boucher, Assistant Commissioner

DATE: 5/9/2007

School	Owen County High School	Reviewed by	Phyllis Catlett
--------	-------------------------	-------------	-----------------

The following is a status report regarding the required 2006 - 2007 Title IX Annual Report submission of forms due into the KHSAA office by April 15, 2007. Appropriate KHSAA Audit Team personnel have reviewed these forms and the following is a summary of this review.

I. Checklist of Forms properly submitted in a satisfactory manner:

<input checked="" type="checkbox"/>	GE 19 (Annual Verification)	<input checked="" type="checkbox"/>	T-35 (Budget Expenses)
<input checked="" type="checkbox"/>	T-1 (Summary Program Chart 1)	<input checked="" type="checkbox"/>	T-36 (Budget Expenses)
<input checked="" type="checkbox"/>	T-2 (Summary Program Chart 2)	<input checked="" type="checkbox"/>	T-41 (Checklist – Overall Interscholastic Program)
<input checked="" type="checkbox"/>	T-3 (Summary Program Chart 3)	<input checked="" type="checkbox"/>	T-60 (Corrective Action Plan)
<input checked="" type="checkbox"/>	T-4 (Summary Program Chart 4)		T-63 (Interscholastic Survey Results)

II. Status

A.	<input checked="" type="checkbox"/>	2006– 2007 Forms are satisfactory and no further information or action is necessary at this time.
B.		Errors have been noted with respect to the following forms:
C.		The following forms were omitted and must be submitted by school representatives:
D.	<input checked="" type="checkbox"/>	Other Recommendation and Comments: All reports appear to be in order. The school submitted a beautifully done report that reflects the school's commitment to the Title IX program. According to the report submitted it appears that the school is in compliance with opportunities portion of the report. The school plans to add volleyball in school year 2007-2008. This addition of volleyball would possibly correct the slight spending advantage the boys have in total expenditures spent per athlete. Presently the school is spending approximately \$146 more per athlete on male students. The school has addressed the issue of spending on the Corrective Action Plan and appears to be well on the way to improving spending procedures.

OCHS Athletic/ Gender Equity Committee

Members

Ken Hockensmith

Randy Bishop

Tim Hitzfield

Shannon Treece

Bob Osborne

Amy Klein

Debbie Scott

John Rogers

Muriel Wilson

Rebekah Bess

Matt Harris

Owen County
High School
2006-2007

Title IX Annual Report

April 9, 2007

Phone: (502) 484-4198

Fax: (502) 484-0444

E-mail: Ken.Hockensmith@owen.kyschools.us

Title IX Annual Report 2006-2007

Contents:

Annual Verification of Title IX Procedures

T1 - Accommodation of Interests and Abilities Summary Program Chart 1

T2 - Accommodation of Interests and Abilities Summary Program Chart 2

T3 - Accommodation of Interests and Abilities Summary Program Chart 3

T4 - Accommodation of Interests and Abilities Summary Program Chart 4

T 35 - Actual Expenditures - Program Comparison Chart 1

T 36 - Actual Expenditures - Program Comparison Chart 2

T 41 - KHSAA Title IX Athletics Audit Checklist

T 60 - Title IX Corrective Action Plan

Owen County High School Mission Statement on Equity

Owen County High School Progress on Equity



OWEN COUNTY HIGH SCHOOL

Tim W. Hitzfield
Principal
2340 Hwy. 22 East
Owenton, KY 40359
Phone (502) 484-5509
Fax (502) 484-0444
Tim.Hitzfield@owen.kyschools.us

"Making Choices for the Future"

School-Based Council
Chairperson
Tim W. Hitzfield
Vice-Chair
Darren Holt
Teacher Members
Sue Sweeney
Kim Webster
Parent Members
Kelly Gamble
Dana Gill

Principal
Tim W. Hitzfield

Assistant Principal
Shannon Treece

Guidance Counselor
Melissa Carpenter

Student Affairs
Coordinator
Randy Bishop

Athletic Directors
Randy Bishop
Ken Hockensmith

Plant Operator
Roger Hunter

School Nurse
Karen Wash

Youth Service Center
Pat Gibson

School Bookkeeper
Debbie Scott

Guidance Secretary
Jennifer Power


Attendance Clerk
Karen Lozier

Cafeteria Manager
Penny Smoot

Owen County High School Athletic Department Mission Statement on Equity

"The Owen County High School Athletic Department will continually strive to provide multiple opportunities, through intramural, freshmen, junior varsity, and varsity athletic programs, to all students, regardless of race, gender, and socio-economic status. Furthermore, the OCHS Athletic Department will ensure equity across the aforementioned student groups, and among all programs, under its jurisdiction."

This Mission Statement was approved by the Owen County High School Gender Equity Committee March 30, 2007.

Principal: 

Date: April 6, 2007



OWEN COUNTY HIGH SCHOOL

Tim W. Hitzfield
Principal
2340 Hwy. 22 East
Owenton, KY 40359
Phone (502) 484-5509
Fax (502) 484-0444
Tim.Hitzfield@owen.kyschools.us

"Making Choices for the Future"

Owen County High School Athletic Department Progress on Equity

School-Based Council
Chairperson
Tim W. Hitzfield
Vice-Chair
Darren Holt
Teacher Members
Sue Sweeney
Kim Webster
Parent Members
Kelly Gamble
Dana Gill

Principal
Tim W. Hitzfield

Assistant Principal
Shannon Treece

Guidance Counselor
Melissa Carpenter

Student Affairs
Coordinator
Randy Bishop

Athletic Directors
Randy Bishop
Ken Hockensmith

Plant Operator
Roger Hunter

School Nurse
Karen Wash

Youth Service Center
Pat Gibson

School Bookkeeper
Debbie Scott

Guidance Secretary
Jennifer Power

Attendance Clerk
Karen Lozier

Cafeteria Manager
Penny Smoot

The Owen County High School Athletic Department underwent a change in administration at the beginning of the 2007- 2008 school year. Two Athletic Directors, both of whom are OCHS teachers have been employed, with responsibility for teams divided equally. The first charge for our new administration was to review existing policies and procedures and make recommendation for revisions and additional policies and procedures if necessary to ensure compliance with all applicable regulatory requirements, including but not limited to gender equity.

Numerous changes have been implemented in response to the spring 2005 Title IX audit of Owen County High School's athletic programs. A central records file for all relevant Title IX documentation has been established, and in the process of being converted to a notebook system to make these records more easily accessible. Currently policies and procedures are being revised and will be continually redefined to ensure adherence to Owen County High School's Equity Mission Statement (approved Spring 2007). The following are policies and procedures being revised:

- Athletic Travel
- Practice and Game schedules
- Athletic Recognition Publicity, Events and Awards
- Access to and Equity of Facilities
- Coaching Assignments
- Increasing Opportunities
- Uniform and Equipment Purchase and Replacement
- Design of the Gender Equity Committee
- Fund Raising

Currently, a plan for new and improved facilities, which will serve all students and resolve issues cited in the audit, is being implemented. The Owen County High School's Gender Equity Committee submitted a list of priorities ensuring gender equity, including but not limited to additional locker room and rest room facilities, separate training facilities for boys and girls, and the addition of a training facility in the high school. Over the past few years, the OCHS weight lifting coach has added equipment and various size free weights to the existing facility, which is much more conducive the female athletes.

An intramural volleyball program has been implemented and preparation is being made to enter into interscholastic competition in 2007-2008, providing levels of competition for which viable interest exists. We are actively seeking qualified female coaches for head and assistant positions for all girls' sports.

Principal: 

Date: April 12, 2007



**KENTUCKY HIGH SCHOOL ATHLETIC ASSOCIATION
2006-2007 ANNUAL VERIFICATION OF TITLE IX PROCEDURES**

*KHSAA Form GE19
Rev. 10/06*

(To be submitted by April 15, 2007 along with other required forms)

The Owen County High School High School, Owenton, Kentucky
Certifies to the Kentucky High School Athletic Association that the following is an accurate and true representation of the facts surrounding compliance with 20 U.S.C. Sections 1681-1688, et. Seq. (also known as Title IX)

I certify the following provisions in accordance with records at the school contained in the permanent Title IX file, at least one copy of which must be maintained in the Principal's office, and to the best of my knowledge have completed the following tasks (All boxes must be checked).

- Established a gender equity committee at the high school. (list committee personnel and provide attachment if necessary)

Name	Address	Phone	Title
<u>Ken Hockensmith</u>	<u>Owen County High</u>	<u>(502) 484-4198</u>	<u>Athletic Director</u>
<u>Randy Bishop</u>	<u>Owen County High</u>	<u>(502) 484-4169</u>	<u>Athletic Director</u>
<u>Tim Hitzfield</u>	<u>Owen County High</u>	<u>(502) 484-4179</u>	<u>Principal</u>
<u>Shannon Treece</u>	<u>Owen County High</u>	<u>(502) 484-4199</u>	<u>Assistant Principal</u>
<u>Amy Klein</u>	<u>Owen County High</u>	<u>(502) 484-4180</u>	<u>Teacher/ Coach</u>
<u>Bob Osborne</u>	<u>Owen County Elementary</u>	<u>(502) 484-4080</u>	<u>Teacher/ Coach</u>
<u>Debbie Scott</u>	<u>Owen County High</u>	<u>(502) 484-4196</u>	<u>Bookkeeper</u>
<u>John Rogers</u>	<u>Corinth, KY</u>	<u>(502) 857-2353</u>	<u>Parent</u>
<u>Muriel Wilson</u>	<u>Glencoe, KY</u>	<u>(859) 428-2927</u>	<u>Parent</u>
<u>Rebekah Bess</u>	<u>OCHS</u>	<u>(502) 484-5509</u>	<u>Student</u> ✓
<u>Matt Harris</u>	<u>OCHS</u>	<u>(502) 484-5509</u>	<u>Student</u>

- Scheduled a minimum of three meetings during the 2006-2007 school year on the following dates:

October 27, 2006 January 19, 2007 March 30, 2007 ✓

- Designated the following person(s) as the Title IX coordinator for the school:

<u>Randy Bishop</u>	<u>Athletic Director</u>	<u>Owen County High</u>	<u>(502) 484-4169</u>
Name	Title	Address	Phone

- Designated the following person(s) as the Title IX coordinator for the district:

<u>Ken Hockensmith</u>	<u>Athletic Director</u>	<u>Owen County High</u>	<u>(502) 484-4198</u>
Name	Title	Address	Phone

- School personnel are continuing to make periodic reviews of the boys' and girls' athletics program reflected in the Corrective Action Plan.

- In addition to the above information, the above referenced school maintains a complete permanent file relative to Title IX records including copies of the self-assessment audit, all corrective action plans, and other related materials.

[Signature]
Principal's Signature

April 12, 2007

Date

[Signature]
Superintendent Signature

[Signature]
School Board Chairpersons' Signature

(Send original copy to KHSAA - Maintain duplicate in Title IX school folder)

2006-2007
ACCOMMODATION OF INTERESTS AND ABILITIES
SUMMARY PROGRAM CHART 1

Participation Opportunities Test One

		(Column 1)	(Column 2)	(Column 3)	(Column 4)
	Program	Enrollment	Percentage of Total Enrollment	Number of Interscholastic Participants (double and triple count)	Percentage of Total Participation
Row 1	GIRLS	264	45.59%	198	44.49%
Row 2	BOYS	315	54.40%	247	55.51%
Row 3	Totals	579	100%	445	100%

Instructions:


*Number of 8th grade students & below used in Column 3 and Column 4 calculations if applicable: 62

- 1) Determine the total number of girls enrolled, (place in Row 1, Column 1). Determine the total number of boys enrolled, (place in Row 2, Column 1).
- 2) Add the total number of girls and boys enrolled to determine total enrollment, (place in Row 3, Column 1).
- 3) Calculate the percentage of total enrollment that is female. (Divide Row 1, Column 1 by Row 3, Column 1 and place in Row 1, Column 2.) Calculate the percentage of total enrollment that is male. (Divide Row 2, Column 1 by Row 3, Column 1 and place in Row 2, Column 2.) Note: Row 1, Column 2 plus Row 2, Column 2 should total 100%.
- 4) Ask the head coaches to review the most updated eligibility or squad lists for their teams. Ask coaches to confirm the names of those individuals who are on the team as of the first date of regular season competition, and cross out the names of those who were cut from the team or quit the team prior to the first regular season competitive event. Determine the total number of interscholastic athletics participants that are girls, (and place in Row 1, Column 3). In order to determine the total number of athletics participants, an individual should be counted each time he or she participates on a team. For example, if Jane Doe competes on the varsity volleyball team, the junior varsity volleyball team, the junior varsity basketball team, and the varsity softball team, she should be counted as four participants (do not include club or intramural sports participants, cheerleaders, dance teams, or pom squads). Calculate the same way for boys and girls. * In addition, should 8th grade students and below play on a Freshman, Junior Varsity, or Varsity team, they should also be counted for each team and sport on which they participate. If applicable, please asterisk the above notation as to how many 8th grade students & below are included in the totals.

Using the same procedure, determine the total number of interscholastic athletic participants that are boys, (and place in Row 2, Column 3). Add Row 1, Column 3 plus Row 2, Column 3 to get total participants and place in Row 3, Column 3.

- 5) Calculate the percentage of female participation. (Row 1, Column 3 divided by Row 3, Column 3 and place in Row 1, Column 4.) Calculate the percentage of male participation. (Row 2, Column 3 divided by Row 3, Column 3 and place in Row 2, Column 4.) Note: Row 1, Column 4 plus Row 2, Column 4 should total 100%.

Note: While being within three percent is not a formal compliance standard; if the percent listed in Row 1, Column 4 is within 3% of Row 1, Column 2, then it provides a good target within which compliance is likely.

Principal's Signature:  Date: April 9, 2007

**ACCOMMODATION OF INTERESTS AND ABILITIES
SUMMARY PROGRAM CHART 2**


✓
OK

Participation Opportunities Test Two

			Column 1	Column 2	Column 3	Column 4	Column 5
Program			Number of Teams Currently Offered	Number of Participants	Number of Teams Added Since the beginning of the 2002-2003 School Year	Number of Participants Added Since the beginning of the 2002-2003 School Year	Percent of Total Participation By Sex Added Since the beginning of the 2002-2003 School Year
GIRLS	Row 1	varsity:	6	108	1	46	
	Row 2	j.v.:	5	68	2	20	
	Row 3	frosh:	2	22	0	0	
	Row 4	total:	13	198	3	59	29.79%
BOYS	Row 5	varsity:	7	154	1	60	
	Row 6	j.v.:	5	74	2	25	
	Row 7	frosh:	2	19	1	3	
	Row 8	total:	14	247	4	87	35.22%

- 1) For Column 1, list the number of interscholastic teams offered for girls and boys at each competitive level (varsity, junior varsity, and freshman). For girls, total each of the entries in Rows 1, 2, and 3 into Row 4. For boys, total Rows 5, 6, and 7 into Row 8.
- 2) For Column 2, list the number of participants at each level. For girls, total each of the entries in Rows 1, 2, and 3 into Row 4. For boys, total Rows 5, 6, and 7 into Row 8. **Note:** The totals in Row 4 for girls and in Row 8 for boys must be the same as the totals in Form T-1, Column 3, Rows 1 and 2 respectively.
- 3) For Column 3, list the number of interscholastic teams that have been added in the last five years at each competitive level. Count each team added during the 5 year period only one time. e.g. Girl's junior varsity soccer was added 3 years ago, count the team only once, not 3 times. For girls, total the entries in Rows 1, 2, and 3 into Row 4. For boys, total Rows 5, 6, and 7 into Row 8.
- 4) For Column 4, list the number of participants that are currently on each level of the teams that were added in the last five years. If a team was added previously but no longer exists, there are no current participants to be added for that team. For girls, total the entries in Rows 1, 2, and 3 into Row 4. For boys, total Rows 5, 6, and 7 into Row 8.
- 5) For Column 5, calculate the percentage of participants that have been added in the last five years. For girls, take the number in Column 4, Row 4 and divide by the number in Column 2, Row 4. For boys, take the number in Column 4, Row 8 and divide it by the number in Column 2, Row 8.

Note: If the percentage of current participants added in the last five years is 25% or greater, compliance with Test Two may be possible. If less than 25%, then compliance with Test Three should be analyzed. **CAUTION:** 25% is not a formal compliance standard.

Principal's Signature:  Date: April 9, 2007


2006-2007
ACCOMMODATION OF INTERESTS AND ABILITIES
SUMMARY PROGRAM CHART 3

Participation Opportunities Test Three

FOR ANY QUESTION ANSWERED "YES" IDENTIFY THE RESPECTIVE SPORT(S).

	GIRLS (Yes / No)		BOYS (Yes / No)
1. For a sport <u>not</u> currently offered, is there sufficient interest, based on your most recent Student Interest Survey, to form a viable interscholastic team based on student responses from the interscholastic survey? If yes, what sport?	Yes- Volleyball - Intent to start a program 07-08		Yes- Wrestling
2. For a sport currently offered at the varsity level only, is there sufficient interest, based on your most recent Student Interest Survey, to form a viable team for a junior varsity or freshman team that is not currently offered?	No		No
3. For a sport <u>not</u> currently offered in your interscholastic athletics program, is there sufficient interest to form a viable interscholastic team based on participation on an intramural team or community recreation teams?	Yes - Volleyball - Started Intramural program spring 07		No
4. For a sport currently offered at the junior varsity or freshman level is there sufficient interest, based on your most recent Student Interest Survey, to form a varsity team not currently offered?	No		No
5. If you answered YES to question (1), (2), (3), or (4), are there enough high schools in your geographic area offering the sport (at the appropriate level) to allow for the development of a reasonable schedule of competition?	Yes		Yes

Principal's Signature: _____




Date: April 9, 2007

2006-2007
ACCOMODATION OF INTERESTS AND ABILITIES
SUMMARY PROGRAM CHART 4

Levels of Competition Test One

		Column 1	Column 2	Column 3
Girls	Team Levels	Number of Teams Currently Offered	Number of Participants	Percentage of Participants at Each Level
Row 1	varsity:	6	108	54.54%
Row 2	j.v.:	5	68	34.34%
Row 3	frosh:	2	22	11.11%
Row 4	total:	13	198	100%
Boys				
Row 5	varsity:	7	154	62.34%
Row 6	j.v.:	5	74	29.95%
Row 7	frosh:	2	19	7.69%
Row 8	total:	14	247	100%

- 1) Column 1, list the number of interscholastic teams offered for girls and boys at each competitive level; varsity, junior varsity, and freshman. (Refer to Form T-2, Accommodation of Interests and Abilities, Summary Program Chart 2, Column 1.)
- 2) For Column 2, list the number of participants at each level. For girls, total the entries in Rows 1, 2, and 3 into Row 4. For boys, total the entries in Rows 5, 6, and 7 into Row 8. (Refer to Form T-2, Accommodation of Interests and Abilities, Summary Program Chart 2, Column 2.)
- 3) For Column 3, calculate the percentage of female and male participants at each level.
For girls' varsity, junior varsity, and frosh, respectively:
 - Divide Column 2, Row 1 by Column 2, Row 4, and place the percentage in Column 3, Row 1.
 - Divide Column 2, Row 2 by Column 2, Row 4, and place the percentage in Column 3, Row 2.
 - Divide Column 2, Row 3 by Column 2, Row 4, and place the percentage in Column 3, Row 3.
 -
 For boys' varsity, junior varsity, and frosh, respectively:
 - Divide Column 2, Row 5 by Column 2, Row 8, and place the percentage in Column 3, Row 5.
 - Divide Column 2, Row 6 by Column 2, Row 8, and place the percentage in Column 3, Row 6.
 - Divide Column 2, Row 7 by Column 2, Row 8, and place the percentage in Column 3, Row 7.


Principal's Signature:  Date: April 9, 2007

**2006-2007
ACTUAL EXPENDITURES - PROGRAM COMPARISON CHART I
TO INCLUDE BOOSTER CLUB FUNDING**

	equipment and supplies		travel		awards		coaches' salaries (to include supplemental and extended employment; dollar amount required)		facilities improvements		publications (if sport-specific)	
	Expenditures		Expenditures		Expenditures		Expenditures		Expenditures		Expenditures	
	School	Booster	School	Booster	School	Booster	School	# of Coaches	School	Booster	School	Booster
G basketball	3,977		338		239		11,083	3	275		346	
B basketball	7,635		2,278		157		11,083	3	275		346	
G softball	3,686				205		5,000	2	708			
B baseball	8,339		1,200		161		5,000	2	908			
G cross country	675		14				698	.5				
B cross country	675		14				698	.5				
G golf	330						1,211	1				
B golf	550						1,211	1				
G soccer	715		400		85		3,331	2	131			
B soccer	1,004		310		606		3,331	2	131			
G swimming												
B swimming												

1. Total expenditures on T-35 and T-36 on the 2006-2007 year report due by April 15, 2007, should reflect the total monies spent (rounded off to nearest hundred) for the entire school year of 2005-2006 ending June 30, 2006.

2. Booster Club Funding/Contributions must be included in the above expenditures total. (Note: It is illegal for coaches to be paid by Booster Clubs Reference KHSAA Bylaw 27)

Principal's Signature:  Date: 4/27/07

**2006-2007
ACTUAL EXPENDITURES - PROGRAM COMPARISON CHART 2
TO INCLUDE BOOSTER CLUB FUNDING**

	equipment and supplies		travel		awards		coaches' salaries (to include supplemental and extended employment; dollar amount required)			facilities improvements		publications (if sport-specific)	
	Expenditures		Expenditures		Expenditures		Expenditures		Expenditures		Expenditures		
	School	Booster	School	Booster	School	Booster	School	Booster	School	Booster	School	Booster	
G track	249				51		1019	.5					
B track	249				51		1019	.5					
G tennis													
B tennis													
G volleyball													
B wrestling													
G (list sport)													
B football	8,737	680	945	3,043	80	1,686	13,325	4	1,646		1,314		
G (list sport)													
B (list sport)													

1. Total expenditures on T-35 and T-36 on the 2006-2007 year report due by April 15, 2007, should reflect the total monies spent (rounded off to nearest hundred) for the entire school year of 2005-2006 ending June 30, 2006.

2. Booster Club Funding/Contributions must be included in the above expenditures totals.

Indicate percentage of total expenditures for each gender: (If disparities are obvious, list on your Corrective Action Plan (T-60) what action you will take to correct the problem).

Gender	Expenditures	Percentage
Boys	\$79,031	69.66%
Girls	\$34,418	30.34%
Total:	\$113,449	100%

Part of 1319
1173
146

Principal's Signature: _____ Date: 4/09/07

2006-2007 KHSAA TITLE IX ATHLETICS AUDIT

KHSAA
Form T-41
Rev. 10/06

Checklist - Overall Interscholastic Athletics Program

DIRECTIONS:

For the Areas of Compliance (Opportunities and Benefits) listed on the left hand side of the page, place a checkmark under the appropriate column identifying whether your school provided an advantage to the Girls' Program, or to the Boys' Program or to Neither Program.

Areas of Compliance:	ADVANTAGE TO:		
	GIRLS' PROGRAM	BOYS' PROGRAM	NEITHER PROGRAM
OPPORTUNITIES			
Accommodation of Interest and Abilities			X
BENEFITS			
Equipment and Supplies			X
Scheduling of Games and Practice Time			X
Travel and Per Diem Allowances			X
Coaching			X
Locker Rooms, Practice and Competitive Facilities			X
Medical and Training Facilities and Services			X
Publicity			X
Support Services			X
Athletic Scholarships			X
Tutoring			X
Housing and Dining Facilities and Services			X
Recruitment of Student Athletes			X

Principal's Signature: _____

Date: April 9, 2007

Owen County High School

CORRECTIVE ACTION PLAN

DIRECTIONS:

- For Column 1, indicate the intended area (Opportunities or Benefits) which needs corrective action in order to achieve gender equity. For Column 2, write the suggested change or activities that will correct the area in need of alteration. For Column 3, include the estimated completion date for the changes or activities.
- It is possible to attain compliance with Title IX and no longer need "corrective" action. However, the KHSAA strongly encourages compliant schools to identify items for improvement (Column 1), activities to accomplish the improvement (Column 2) and a timetable for completion (Column 3) that will strengthen the athletic program.
- You may copy this form as needed. Please attach corrective action plans along with audit forms and submit by April 15, 2007.

COLUMN 1 ITEM FOR CORRECTION/ IMPROVEMENT	COLUMN 2 SUGGESTED CHANGE/ ACTIVITIES	COLUMN 3 TIME TABLE FOR CORRECTIVE ACTION/ COMPLETION
<p>Benefits – Improve equity of spending among athletic programs to reflect a near 50/ 50 split, when spending for football is excluded.</p>	<p>Develop policies and procedures for parent contributions, team meals, banquets, special recognition events and awards.</p>	<p>Drafts of policies and procedures for the aforementioned areas will be presented for review by the OCHS Site Based Decision Making council summer of 2007. If approved prior to the start of the 2007-2008 school year, new policies and/or procedures will be implemented immediately.</p>
<p>Benefits – Improve equity with regard to facilities among athletic programs, ensuring equal access and prioritization of need.</p>	<p>Draft an access to OCHS facilities policy to include practice, training, locker room and competition facilities with regard to availability, scheduling, and design.</p>	<p>Owen County Schools has developed a facility plan and is in the implementation stage for building new and improving existing facilities. OCHS gender equity committee has presented a list of priorities for establishing greater equity among athletic programs. Plans address all areas previously cited as equity issues.</p>
<p>Opportunities – Increase the number of female coaches on the OCHS athletic staff, including but not limited to head coaching positions.</p>	<p>Implement recruitment strategies for the hiring of highly qualified, highly effective teachers with interest and aptitude for coaching athletics, paying special attention to candidates qualified to serve as head coaches.</p>	<p>OCHS is presented with a prime opportunity as our School Board has approved three additional teaching positions, for 2007-2008. These, in addition to normal attrition throughout the district provide our athletic department opportunities to hire qualified, level 1 female assistant and head coaches.</p>
<p>Opportunities – Increase the number of interscholastic and intramural programs to provide greater opportunities for OCHS students to become actively engaged in a positive school culture.</p>	<p>Conduct an annual survey for interest among all students with respect to KHSAA sanctioned sports. Implement intramural programs, when interest is sufficient to support activities and advance to freshmen, JV, and, varsity competition when appropriate.</p>	<p>Preparations are being made to implement an interscholastic volleyball program for the 2007-2008 school year. A survey of interest in intramural sports programs will be conducted prior to the end of this school year. Surveys will be evaluated for viable opportunities to add programs.</p>



Principal's Signature: _____

Date: 4/9/07